



BC0565-E 03/16

Asia
Analogic Medical Equipment
(Shanghai) Co., Ltd.
1377, Lan Dian Road
Fu Dong New District
Shanghai, China 201132
T +45 4452 8100
F +45 4452 8199

Europe and rest of world
BK Ultrasound
Milleparken 34, 2730
Herlev, Denmark
T +45 4452 8100
F +45 4452 8199

Sales and service USA
BK Ultrasound
8 Centennial Drive
Fauldubury, MA 01960
USA
T +1 978 326 1300
F +1 978 326 1399

BK Medical Aps, Milleparken 34, 2730 Herlev, Denmark. T +45 4452 8100 F +45 4452 8199
The name Analogic and the globe logo are registered trademarks of Analogic Corporation.

HIGH RESOLUTION
SPECIALIZED
ULTRASOUND
SYSTEMS
bk5000
bk3000
Transducers

CHOOSE THE PACKAGE
THAT FITS YOUR NEEDS

THANK YOU
For considering bk – where we excel at tailoring the
best ultrasound imaging for your unique needs.

bkultrasound.com



SOLUTION	ORDER NUMBER	INCLUDED
bk5000 Hepatobiliary with battery	bk5000b-HPB	2300-61, 112C4f, 114C5T, 112C5b, UA2323, UA2302
bk5000 Hepatobiliary	bk5000-HPB	2300-51, 112C4f, 114C5T, 112C5b, UA2323, UA2302
bk5000 Neurosurgery with battery	bk5000b-NEURO	2300-61, N13C5, N11C5s, UA2323, UA2302
bk5000 Neurosurgery	bk5000-NEURO	2300-51, N13C5, N11C5s, UA2323, UA2302
bk5000 Robotic-Assisted Surgery with battery	bk5000b-RAS	2300-61, X12C4, UA2323, UA2302
bk5000 Robotic-Assisted Surgery	bk5000-RAS	2300-51, X12C4, UA2323, UA2302
bk3000 Urology	bk3000-URO	2300-01, E14C4f, 6C2s, 13L4w, UA2301, UA2323, UA2360
bk3000 Urology Interventional	bk3000-URO-INT	2300-01, E14C4f, 6C2s, 13L4w, UA2301, UA2323, UA2360

APPLICATION PACKAGES

SURGERY			
Application package	Pro Packages	Systems	Transducers
Surgery UA2302	Neuro	bk5000	N13C5, N11C5s
	Surgery	bk5000	14C5i, 114C5T, 112C5b, 112C4f, X12C4
UA2302: Enabling Intraoperative scanning. HPB, Neuro and Robotic Assisted Surgery			
Partial Nephrectomy UA2312	Surgery	bk5000	X12C4, 112C4f
UA2312: Subset of UA2302 enabling Robotic Assisted Surgery			
Colorectal & Pelvic Floor UA2308	Colorectal	bk3000/5000	20R3
	Pelvic Floor	bk3000/5000	E14CL4b, E10C4, 9C2, 6C2, 6C2s, 20R3
UA2308: Enabling Colorectal and Pelvic Floor 3D diagnostics. Includes UA2322 3D Professional			

UROLOGY			
Application package	Pro Packages	Systems	Transducers
Urology UA2301	URO Prostate	bk3000/5000	E14C4t, E14C4, E14CL4b, E10C4
	URO Abdominal	bk3000/5000	6C2, 6C2s
	URO Small Part	bk3000/5000	13L4w, 14L3, 18L5, 8L2
Breast/Prostate Therapy UA2303	Brachytherapy	bk3000/5000	E14CL4b
	URO Prostate	bk3000/5000	E14C4t
	Breast	bk3000/5000	13L4w, 18L5, 14L3, 8L2

POINT OF CARE			
Application package	Pro Packages	Systems	Transducers
Point of Care UA2309	UGRA	bk3000/5000	6C2s, 9C2, 13L4w, 18L5, 14L3, 10L2w, 6C2, 8L2, 114C5T, 112C5b
	MSK	bk3000/5000	6C2s, 9C2, 13L4w, 18L5, 14L3, 6C2, 8L2, 114C5T
	Cardiac	bk3000/5000	5P1
	GYN	bk3000/5000	E10C4, 6C2, 6C2s, 9C2, E14C4t, E14C4
Emergency Medicine UA2311	EMED Abdomen	bk3000/5000	6C2, 6C2s, 9C2, 5P1
	EMED Vascular	bk3000/5000	18L5, 13L4w, 14L3, 10L2w, 8L2, 9C2, 5P1
	EMED Small Parts	bk3000/5000	13L4w, 18L5, 14L3, 8L2
	EMED Cardiac	bk3000/5000	5P1
	EMED OB	bk3000/5000	9C2, E10C4, 6C2s

SHARED SYSTEMS			
Application package	Pro Packages	Systems	Transducers
General Imaging UA2304	Abdominal	bk3000/5000	6C2, 6C2s, 9C2, 5P1
	Small Parts	bk3000/5000	13L4w, 18L5, 14L3, 8L2
	Pediatrics	bk3000/5000	6C2s, 9C2, 18L5, N13C5,
Women's Health UA2305	Breast	bk3000/5000	13L4w, 18L5, 14L3, 8L2
	OB	bk3000/5000	E10C4, 6C2, 9C2
	GYN	bk3000/5000	E10C4, 6C2, 6C2s, 9C2, E14C4t, E14C4
	GYN Follicle	bk3000/5000	E10C4, 6C2, 6C2s, 9C2
UA2306 Peripheral Vascular	Peripheral Vascular	bk3000/5000	9C2, 14L3, 13L4w, 10L2w, 18L5, 8L2
	Carotid	bk3000/5000	18L5, 13L4w, 14L3, 10L2w, 8L2

ADVANCED SPECIALIZED TRANSDUCERS DESIGNED FOR YOUR CLINICAL NEEDS













	E14C4t Prostate Triplane (9018)	E14C4 Endfire Curved (9067)	E14CL4b Endocavity Biplane (9048)	6C2s Small Curved (9023)	6C2 Curved (9040)	9C2 Curved (9002)	13L4w Wide Linear (9011)	14L3 Linear (9051)	8L2 Linear (9032)	18L5 High Frequency Linear (9070)	10L2w Wide Linear (9022)
											
MAIN USES (System Dependent)	Transrectal, Transvaginal	Transrectal, Transvaginal	Transrectal, Transvaginal	Abdominal, Pediatrics, Fetal incl. Obstetrics	Abdominal, MSK, Fetal incl. Obstetrics	Abdominal, MSK, Fetal incl. Obstetrics, PV, Pediatrics	Small Parts, MSK, PV, Pediatrics	Small Parts, MSK, PV, Pediatrics	PV, Pediatrics, Small Parts, MSK	Small Parts, MSK, PV, Pediatrics	PV
Footprint/Tip diameter (mm)	20	20	20	33 x 12	69 x 19	54 x 10	57 x 10	45 x 14	57 x 10	48 x 13	57 x 10
Puncture	•	•	•	•	•		•			•	•
Contrast Imaging ^{a)}	•		•	•	•				•		
Smart Button™	•	•	•	•	•	•	•	•	•	•	•
Elastography	•	•	•			•	•	•	•	•	•
VFI ^{b)}					•			•	•		•

VALIDATED REPROCESSING METHODS^{c)}

MEDIVATORS ADVANTAGE PLUS	•	•	•	•	•	•	•	•	•	•	•
STERRAD 100S, 200	•	•	•	•	•	•	•	•	•	•	•
STERRAD NX, 100NX	•	•	•	•	•	•	•	•	•	•	•
STERIS V-PRO	•	•	•	•	•	•	•	•	•	•	•
STERIS SYSTEM 1E	•	•	•	•	•	•	•	•	•	•	•
IMMERSSION	•	•	•	•	•	•	•	•	•	•	•

OPERATES WITH FOLLOWING SYSTEMS

bk3000	•	•	•	•	•	•	•	•	•	•	•
bk5000	•	•	•	•	•	•	•	•	•	•	•

	20R3 Anorectal 3D (9052)	I12C4f 4-Way Laparoscopic (9066)	I14C5I Intraoperative (9015)	I14C5T T-Shaped Intraoperative (9016)	I12C5b Intraoperative Biplane (9024)	X12C4 Robotic Drop-In (9026)	N13C5 Craniotomy (9062)	N11C5s Burr-Hole (9063)	X18L5s "Hockey-Stick" (9009)	5P1 Small Footprint Cardiac (9077)	E10C4 Endocavity (9019)
											
MAIN USES (System Dependent)	Transrectal, Transvaginal	Intraoperative	Intraoperative, Pediatrics	Intraoperative, Abdominal	Intraoperative, MSK, PV	Intraoperative	Neurosurgery, Neonatal Cephalic, Pediatrics, Intraoperative	Neurosurgery, Intraoperative	Intraoperative, PV, Small Parts, MSK	Cardiac ^{d)} , Abdominal, Transcranial	Transvaginal, Transrectal, Fetal incl. Obstetrics
Footprint/Tip diameter (mm)	17	33 x 9	60 x 14	60 x 14	40 x 30	33 x 9	29 x 10	10 x 9	31 x 9	26 x 20	22 x 18
Puncture		•	•		•		•	•	•		•
Contrast Imaging ^{a)}		•	•	•	•	•					
Smart Button™	•						•	•	•	•	
Elastography		•	•	•	•	•	•	•	•		•
VFI ^{b)}											

VALIDATED REPROCESSING METHODS^{c)}

MEDIVATORS ADVANTAGE PLUS			•	•	•	•	•	•		•	•
STERRAD 100S, 200		•			•	•	•	•	•	•	•
STERRAD NX, 100NX		•	•	•	•	•	•	•	•	•	•
STERIS V-PRO		•	•	•	•	•	•	•	•	•	•
STERIS SYSTEM 1E	•	•	•	•	•	•	•	•	•	•	•
IMMERSSION	•	•	•	•	•	•	•	•	•	•	•

OPERATES WITH FOLLOWING SYSTEMS

bk3000	•						•		•	•	•
bk5000	•	•	•	•	•	•	•	•	•	•	•

a) Contrast imaging on bk3000/bk5000 has not been licensed by Health Canada. Contrast-enhanced ultrasound has not been market cleared by the FDA for use in the USA, except for use in select cardiac applications.
 b) VFI on bk3000/bk5000 has not been licensed by Health Canada
 c) For further information consult Care and Cleaning BB1564
 d) Not for direct use on the heart

MSK = Musculoskeletal PV = Peripheral Vascular
 E14C4, 9C2, 8L2, 20R3, I12C4f, I14C5I, I14C5T, I12C5b, X12C4, N11C5s, X18L5s transducers have not been licensed by Health Canada.
 N13C5 licensed by Health Canada only for surface applications.